



MANUAL-WINDING 12-HOUR MOVEMENT

I. Read the time



10 : 10

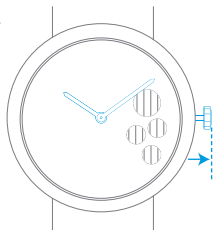
II. Wind the watch



40H
AUTONOMY

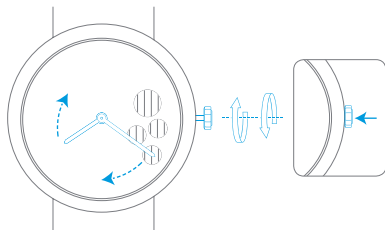
III. Set the time

1.



10 : 10

2.



8 : 20

PICTOGRAMS

Hours

Day

Minutes

Month

Calendar

Year

Wishes

Lucky Day

00h
AUTONOMY

Your watch's power reserve



Important note: wait 30 seconds after winding the watch before setting the time



Self-winding through your wrist movement



Turning clockwise



Turning counter-clockwise



Turning clockwise until you meet resistance



Turning counter-clockwise until you meet resistance



Local time



Time in selected country



High-pitched sound



Low-pitched sound